

iQS 9521 | iQS Roof Mount Fan Tray, 3 Fans 220V for iQS Cabinets

Features

- Reduces hot spots and provides supplemental airflow
- Installs quickly on top panel
- 3 high efficiency ball bearing fans
- 243 CFM or 6.9 cu.m./ min. airflow
- Supplied with 10A 3 pin AUS plug
- RoHS compliant

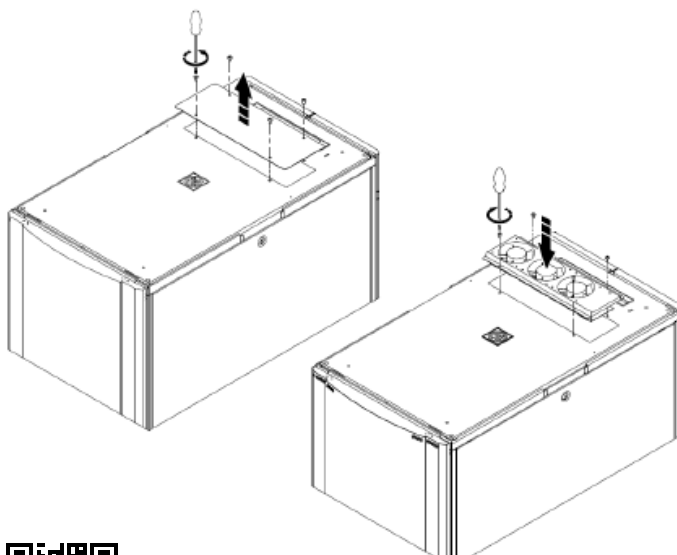
Materials and Finish

- High grade cold rolled steel 0.9mm thick
- Powder coat finish preceded with 5 stage iron phosphate treatment
- Standard colour is low gloss black

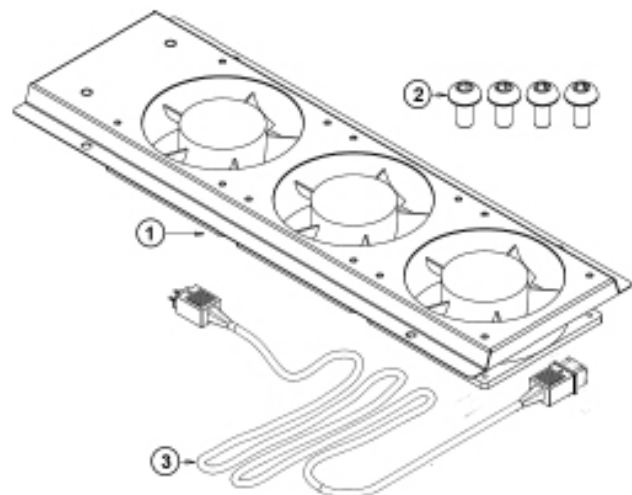
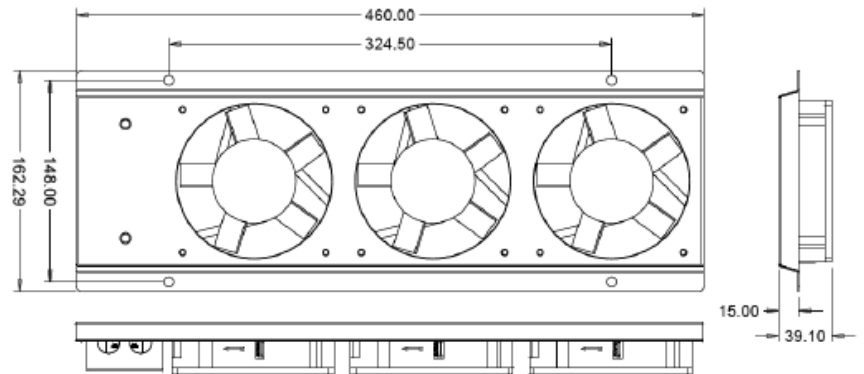
Installation

1. Remove top cover plate from top panel by removing four T-30 M6 x 12 screws with T-30 screw driver
2. Put fan tray for iQS on top panel and align four holes on the fan tray with the four holes on the top panel
3. Fix fan tray to top panel with four of T-30 M6 x 12 screws

Note: 4 to 5 Nm torque



Part Number	Description
iQS9521	iQS Roof Mount Fan Tray, 3 Fans 220V Includes T30 screws and AC power cord



Parts List	Quantity
1. Fan Tray Assembled	1 piece
2. Screw T-30 M6 x 12	4 pieces
3. AC Power Cord	1 piece



Information contained in this document is accurate at the time of preparation and is provided in good faith for general guidance. The information should not be used for detailed design or final specification as it is subject to change without notice. Please contact your local Racktech sales representative or the Racktech customer support team to obtain a copy of the current technical specifications. Images are for illustration purposes only.