

## RT2709 | 27RU 800w x 1200d Frame Assembly

The RT2 Series is a fully customisable cabinet design with multiple size and panel configurations suitable for any installation requirement.

The cabinets can be equipped with the Racktech iQ cable management system ideal for large volumes of cables and patch leads.

### Features

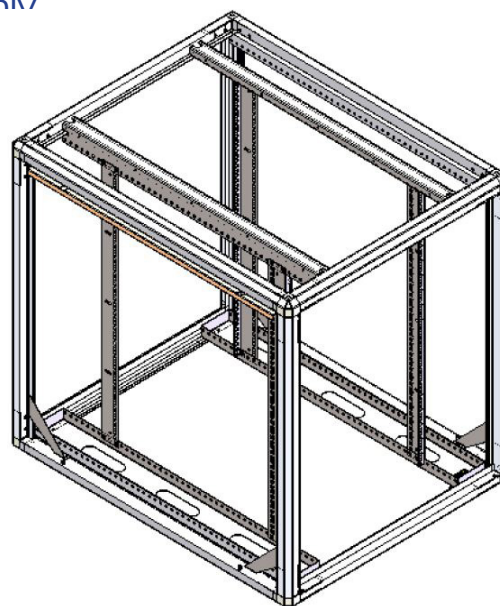
- › Modular design with aluminum extrusion
- › Durable powder-coated finish
- › Cabinet is designed for strength and flexibility and can take up to 1000kg static load capacity
- › Fully adjustable mounting rails with RU markings on the front for quick installation
- › Doors are available in acrylic, steel, vented, curved vented or bifold vented
- › Doors can be left or right hand hinged
- › Concealed hinges and fasteners
- › Quick release hinges and latches
- › Vertical power rails can be mounted on uprights
- › Fans, castors, plinths, cable managers and chimneys are available
- › Large cable access entry in the roof provides access for overhead cable egress
- › Side panel with ventilation at the bottom allows for passive airflow throughout the cabinet
- › Ripple Black Gloss is the standard colour. Other colours are available upon request. MOQ applies.
- › Flat pack option available
- › Complies with IEC 60297 and EIA-310

### Standard Inclusions

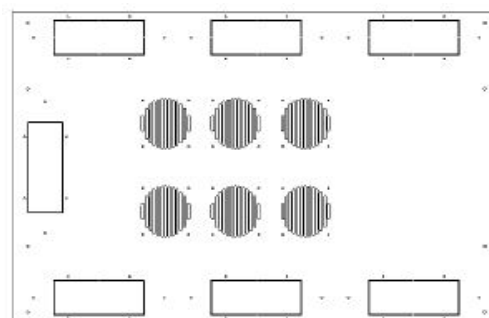
- › Cabinet frame
- › Front and rear mounting rails
- › RU labels on front rails only

### Technical Specifications

|                            |  |
|----------------------------|--|
| <b>Description:</b>        | RT2 Cabinet Frame Assembly 27RU 800w 1200d   |
| <b>Cabinet Dimension:</b>  | 1325h x 800w x 1200d   |
| <b>Colour:</b>             | Ripple Black Gloss   |
| <b>Frame Weight:</b>       | 38kg   |
| <b>Shipping Dimension:</b> | 1365h x 840w x 1240d   |
| <b>Shipping Weight:</b>    | 42kg (Note: weight of cabinet will vary according to selected doors, panels and accessories) |



800w x 1200d Frame Assembly



800w x 1200d Top Panel



Typical RT2 Series frame with optional door and side panel

## RT2 Series Custom Build Process




## Part Numbers

To build your custom RT2 Series cabinet select the part numbers from the table below.


| Frame 800w x 1200d |        | Side Panel | Top Panel | Doors   |        |        |                 |                 |
|--------------------|--------|------------|-----------|---------|--------|--------|-----------------|-----------------|
| RU                 | Frame  | Vented     | Standard  | Acrylic | Steel  | Vented | Curved Vented   | Bifold Vented   |
| 27RU               | RT2709 | RT2739     | RT4595    | RT2712  | RT2722 | RT2714 | RT2714 – Curved | RT2714 – Bifold |

## Door Styles



## Side Panel

## RT2 Series Features



Information contained in this document is accurate at the time of preparation and is provided in good faith for general guidance. The information should not be used for detailed design or final specification as it is subject to change without notice. Please contact your local Racktech sales representative or the Racktech customer support team to obtain a copy of the current technical specifications. Images are for illustration purposes only.

March 2021